



Federal Government of Somalia

Office of the Accountant General

Government Quarterly Financial Report Quarter Three, 2018



Introduction and Background

The Office of the Accountant General (OAG) is responsible for the preparation of accounts and financial reports to provide such information as may be necessary to show the results of the management of the national budget that include a comparison between the estimated and actual revenue and expenditure and any other information prescribed in the Financial and Accounting Procedures of the State of 1961 (as amended in 1971).

In this summary report, the Office of the Accountant General (OAG) accordingly presents the fiscal performance of the Federal Government of Somalia for the financial year relating to the period at the end of the third quarter of the Fiscal Year (FY) 2018. Areas included in the report are;

- Dashboards for a commentary on FGS fiscal performance for the period;
- Fiscal Summary report of FGS revenue and expenditure;
- Revenue performance for the details of the revenues collected by the revenue collection authorities;
- Budget utilization comparing, by economic nature, the details of the budget and expenditure incurred by the ministries, departments and agencies (MDAs) of the Federal Government; and
- An analysis of payments made to MDAs, Suppliers, Consultants and employees.

The table below shows main sources of revenues and types of expenditure of the Federal Government of Somalia in line with the Budget Appropriation Act of 2018.

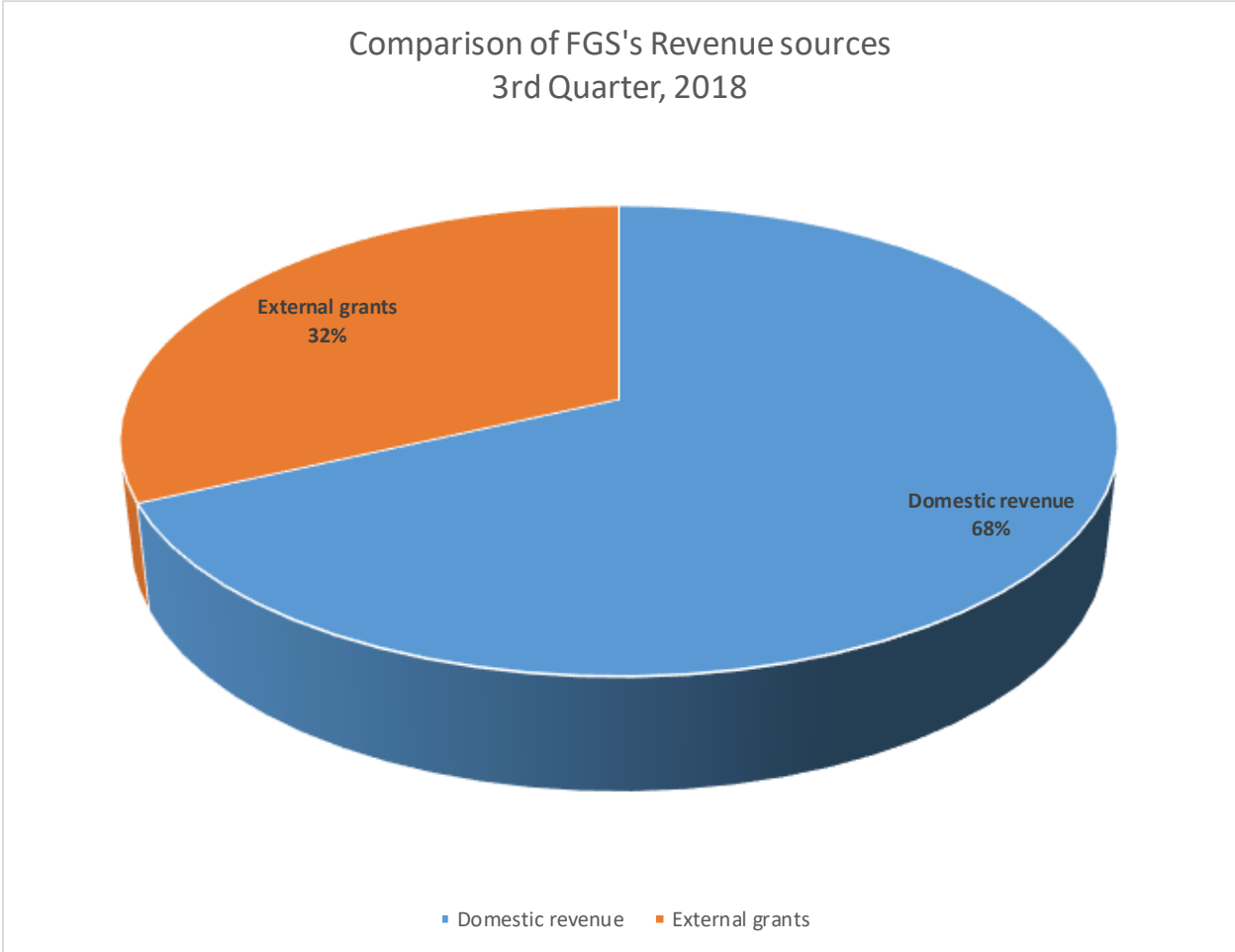
Table: FGS sources of revenue and types of expenditure.

Sources of Revenue
<ul style="list-style-type: none">• Domestic Revenue in the form of Taxes and Non – tax revenue• Grants (External Donor Funds)
Types of Expenditure
<ul style="list-style-type: none">• Compensation to employees (salary and allowances)• Use of Goods and Services• Grants (Transfers to Federal Member States)• Capital Expenditure and• Other expenses (Contingency)

It is important to note that following the implementation of the Somali Financial Management Information System (SFMIS) in 2014 by the FGS in order to enhance accountability and transparency in the management of the public money and to increase the level of accuracy of financial data and information, all financial reports and data included in this report are extracted directly from the SFMIS.

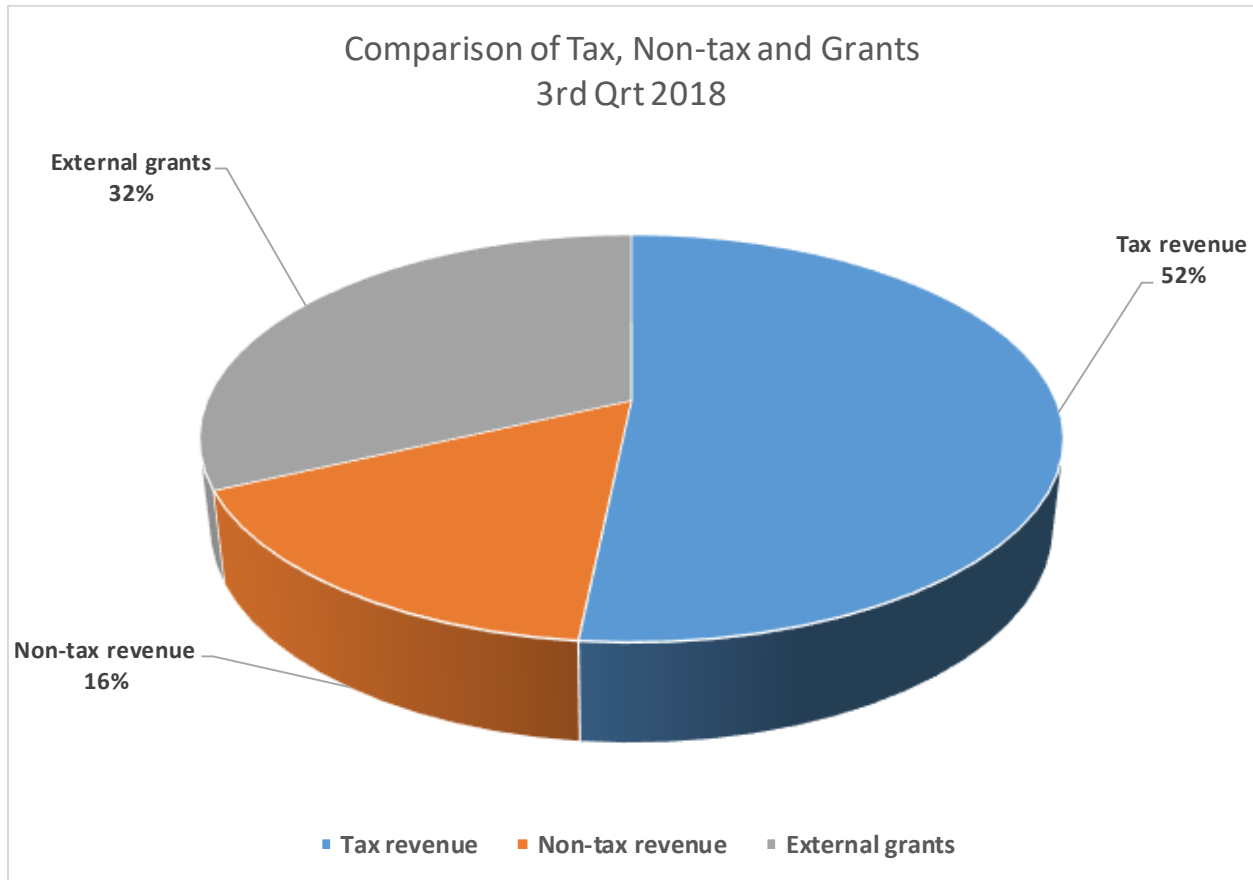
Comparison between FGSs' main revenue source Categories.

Figure 1 Comparison of Domestic and External grants, the main sources of FGS's revenue



- Domestic revenue accounted for 68% of the total revenue collected by the Federal Government of Somalia
- While the external grants accounted for the remaining portion of 32%. This reflects greater efforts by the government to increase domestic collection of government revenues to realize lower degree external aid dependence and to meet the requirements of the IMF's SMP debt relief benchmarks.

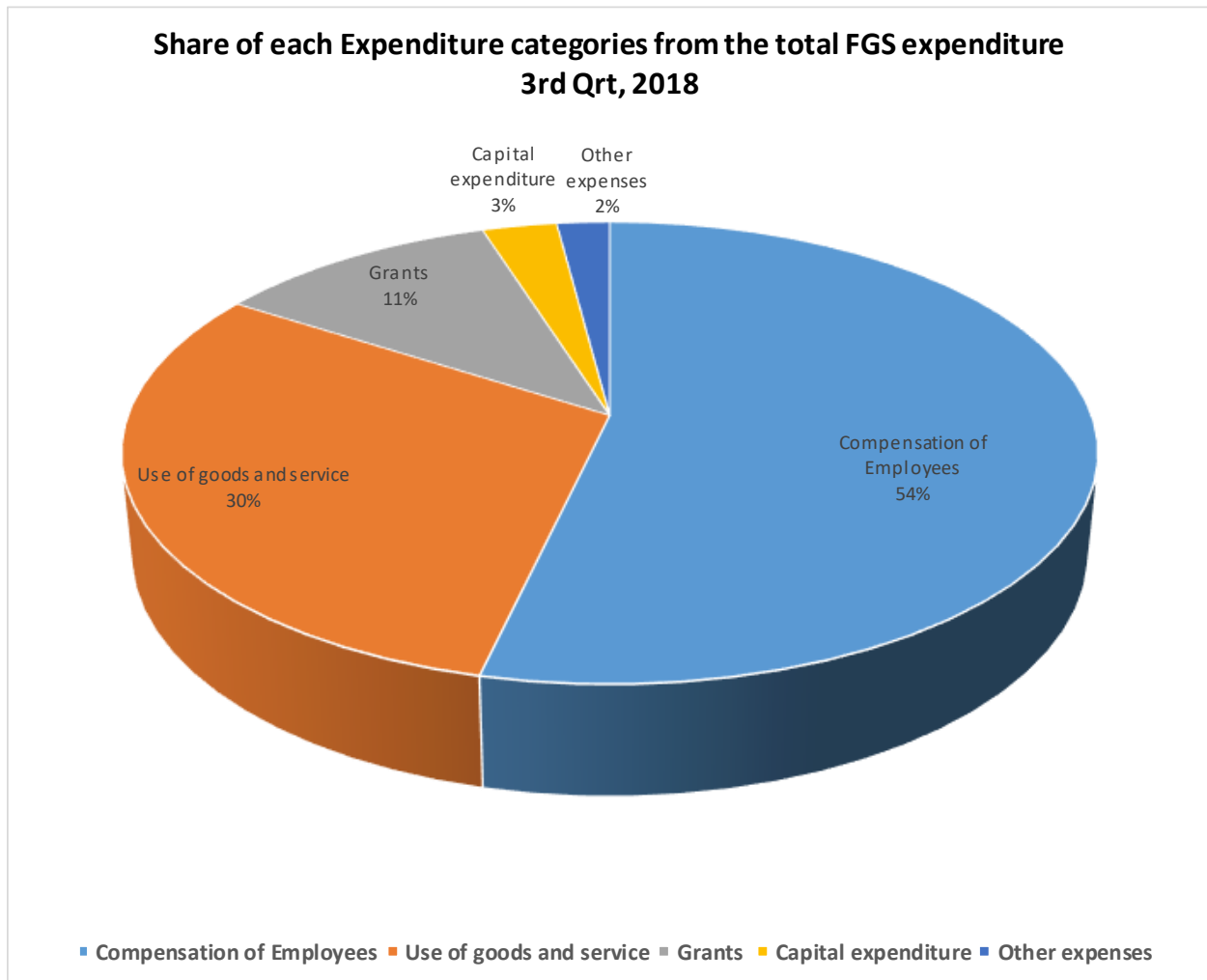
Figure 2 simple comparison of categories of FGS revenue



- Tax revenue dominated revenue generated by the Federal Government of Somalia during the period of the third quarter of 2018 which accounted for 52% out of the total government revenue;
- External grants which is multilateral and bilateral grants received by the Government during the same period accounted for 32% followed by non-tax revenue with 16%.

Comparison between FGSs' Categories of Expenditure

Figure 3 comparison chart of the expenditure categories

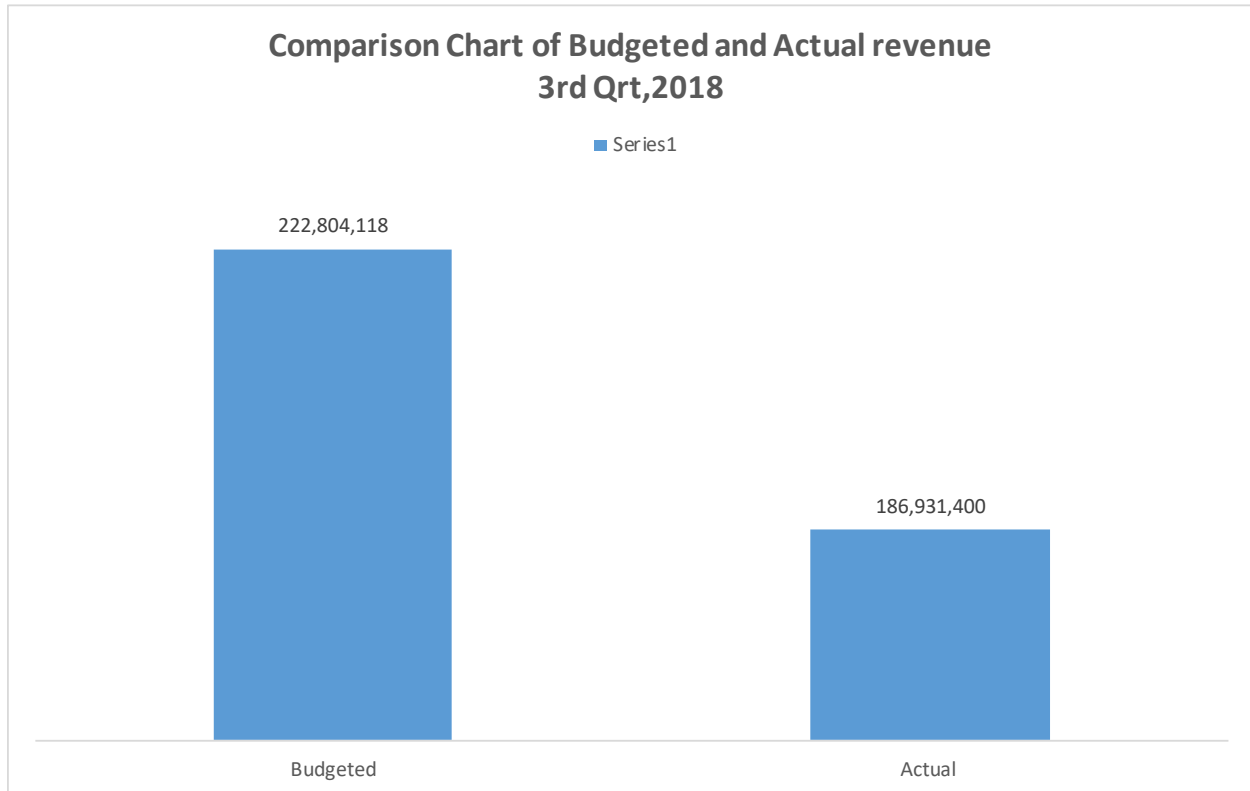


- From the Budget Appropriations Act of 2018, FGS expenditure is classified under the following categories;
 - **Compensation of Employees:** which is payments of salary and allowances for the benefit of the civil servants. This category remains the highest with **54%** of the total expenditure as per the chart above.
 - **Use of Goods and Service:** this category turned out as the second most incurred expenditure category after employees' cost and accounted for **30%** of the total expenditure.
 - **Grants (Transfers to the Federal Member States) (TFMSs):** as the name suggests this category is used by the FGS to make Government budgetary support to the Federal Member States; Puntland State, Jubbaland state, Southwest state, Galmudug State, Hirshabelle State and Benadir region. This category represented the third highest percentage of **11%** of the total quarter one expenditure.
 - **Capital Expenditure:** is used to fund FGSs' National Development Plans and as shown in the chart above, only **3%** of the total expenditure was incurred during the period.

- **Other expenses (Contingency expenditure):** represents only **2%** of the total expenditure of the period from January to March of 2018.

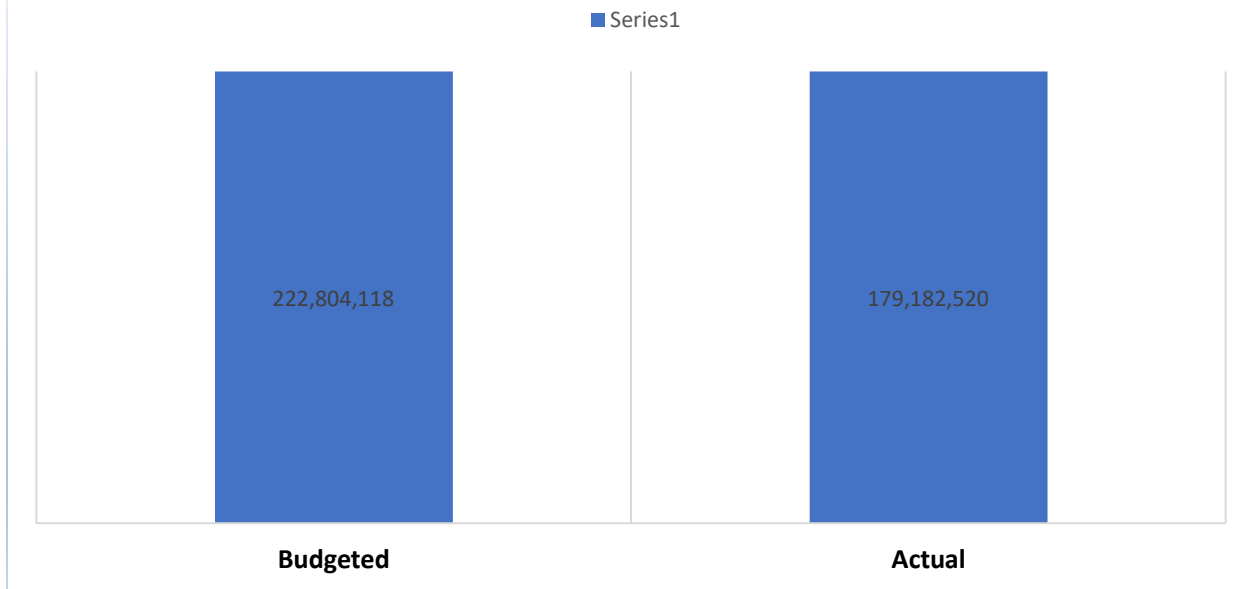
Actual and Budgeted Revenue in Comparison

Figure 4 Budgeted Versus Actual revenue, 3rd Qtr, 2018



- Above graph depicts the comparison between budgeted revenues (pro-rata basis) planned for collection in the 3rd Qtr of the 2018FY, against the actual outturn for the same period (quarter three 2018FY).
- The actual amount collected represents **84%** of the budgeted amount, indicating a short fall of **16%**.

Comparison Chart of Budgeted and Actual Expenditure 3rd Qtr, 2018



- The above graph compares the amounts of expenditure budgeted for spending during the second quarter of the 2018FY against actual expenses incurred by the FGS during the same period.
- Actual expenditure was below 3rd Qtr budget by **20%** representing a lower level of budget utilization during the period.

Following are statements extracted from the Somali Financial Information Management System [SFMIS].



Federal Government of Somalia

Summary of Government Revenue and Expenditure as of September, 2018

Description	Budget / Estimate	For the Month of September, 2018	YTD Actuals	Variance
Total Domestic Revenue	172,510,000	15,012,638	127,225,747	45,284,253
Tax revenue	127,860,000	11,522,646	96,504,375	31,355,625
Non-tax revenue	44,650,000	3,489,992	30,721,373	13,928,627
Total External Grants	124,562,158	14,998,377	59,705,652	64,856,507
Current - Grants Bilateral	43,456,259	5,000,000	28,462,259	14,994,000
Capital				
Current - Grants - Multilateral	81,105,899	9,998,377	31,243,392	49,862,507
Capital (Multi-lateral)				
Total Revenue and Grants	297,072,158	30,011,016	186,931,399	110,140,759
Total Recurrent Expenditure	281,780,040	21,467,279	173,816,784	107,963,255
Compensation of employees	146,557,282	11,818,509	96,028,727	50,528,555
Use of goods and services	98,223,549	6,805,771	54,435,517	43,788,032
Grants	32,662,338	1,711,995	19,688,671	12,973,667
Other expenses	4,336,871	1,131,003	3,663,870	673,001
Total Capital Expenditure	15,292,119	1,078,046	5,165,736	10,126,383
Consumption of fixed capital	15,292,119	1,078,046	5,165,736	10,126,383
Total Expenditure	297,072,158	22,545,325	178,982,520	118,089,638
Financing Gap / Surplus (-) or (+)		7,465,691	7,948,879	-7,948,879

Items of Cash Balance	Balance b/f	Changes During the Period	Balance
African Development Bank	\$0.19	\$0.00	\$0.19
African Development Bank Phase II	\$0.00	\$478,828.20	\$478,828.20
Capacity Injection Project	\$124,522.03	(\$86,393.44)	\$38,128.59
Government Main Account	\$112,732.91	\$1,423,361.45	\$1,536,094.36
ICT Phase 2	\$632,773.69	(\$561,198.06)	\$71,575.63
ICT Phase 2 (Puntland)	\$129,590.00	\$71,971.09	\$201,561.09
PFM Phase 2 Scale-Up	\$407,137.55	(\$73,776.13)	\$333,361.42
RCRF Phase 2 FGS Bank A/c	\$0.09	\$1,641,021.89	\$1,641,021.98
RCRF Phase 2 Regions	\$774,016.45	\$1,437,576.98	\$2,211,593.43
RCRF WB Surge Support	\$1,534,018.44	\$3,952,357.30	\$5,486,375.74
SCORE Porject - Puntland	\$299,472.49	(\$299,472.49)	\$0.00
SCORE Project	\$111,300.63	(\$112,018.26)	(\$717.63)
SFF-LD UN Bank A/c	\$876,592.39	(\$638,408.88)	\$238,183.51
SFF-LD WB Bank A/c	\$157,679.25	(\$116,417.26)	\$41,261.99
SUIPP Porject	\$69,864.60	(\$69,864.60)	\$0.00
Support to Stabilization Project	\$411,113.67	(\$121,180.22)	\$289,933.45
Bank Balance	\$5,640,814.38	\$6,926,387.57	\$12,567,201.95

Items of Cash Advance and Payable Controls	Balance b/f	Changes During the Period	Balance
Petty Cash	\$0.00	\$1,000.00	\$1,000.00
Travel advance	\$0.00	\$0.00	\$0.00
MDA Advance	\$0.00	\$200,000.00	\$200,000.00
Contingency Advance	\$0.00	\$0.00	\$0.00
Salaries and Wages	\$0.00	\$817,800.24	\$817,800.24
Suppliers Control	\$0.00	\$3,790.76	\$3,790.76
Cash Advance and Payable Balance	\$0.00	\$1,022,591.00	\$1,022,591.00

Detailed Revenue



Federal Government of Somalia

Revenue Performance Report from July, 2018 to September, 2018

Code	Description	Original Estimate	Virements	Revised Estimate	YTD Actuals	Variance
1111	Payable by individuals	4,850,000	650,000	5,500,000	1,619,217	3,880,783
111101	Canshuurt Mushaharka - Shaqaalaha Dawladda	3,900,000	-700,000	3,200,000	877,391	2,322,609
111102	Canshuurt Mushaharka - Shaqaalaha Gaarka	950,000	1,350,000	2,300,000	741,826	1,558,174
1112	Payable by corporations	1,240,000	-40,000	1,200,000	25,206	1,174,794
112101	Canshuurta Faa'idada Shirkadaha	1,240,000	-40,000	1,200,000	25,206	1,174,794
1131	Canshuuraha Kale ee Dakhliga & Faa'idooyinka	840,000	-380,000	460,000	68,680	391,320
113101	Macaashka Daaraha	840,000	-380,000	460,000	68,680	391,320
1141	Canshuuraha Guud ee Agabka & Adeegyadda	17,550,000	1,850,000	19,400,000	4,623,895	14,776,105
114101	Canshuurta Gedista - Hoteelada	600,000	300,000	900,000	1,367,643	-467,643
114102	Canshuuraha Gedista - Isgaarsiinta	3,500,000	3,000,000	6,500,000		6,500,000
114104	Canshuuraha Gedista - Waxyaabaha soo daga	13,450,000	-1,450,000	12,000,000	3,256,252	8,743,748
114108	Xawilaadaha					
114109	Warshadaha Krontadda dhaliya					
114110	Shirkadaha Biyaha					
114201	Canshuurta Gaarka ah - Biyaha Sifeysan & Cabitaanada					
1149	Excise taxes (domestic)					
114901	Biyaha Sifeysan					
1151	Customs and other import duty	81,000,000	500,000	81,500,000	21,933,484	59,566,516
115000	Canshuurta Furdooyinka iyo Ganacsiga Dibedda	81,000,000	500,000	81,500,000		81,500,000
115101	Qidmadaha Canshuurta Shidaalka				1,462,752	-1,462,752
115102	Qidmadaha Canshuurta Alaabaha laso Dhoofiy				276,634	-276,634
115103	Baabuurta Raaxadda				2,426,617	-2,426,617
115104	Canshuurta Sokorta laso dajiyo				1,679,828	-1,679,828
115106	Canshuurta Tubaakadda & Taraqa				291,933	-291,933
115108	Canshuurta Burka				663,850	-663,850
115109	Canshuurta Qalabka Dhismaha & Korontadda				1,874,832	-1,874,832

115110	Canshuurta Miraha & Baastadda				1,893	-1,893
115111	Saliidda Qudaarta laga Sameeyo				1,212,025	-1,212,025
115112	Saabuunta & Qalabka Nadaafadda				349,566	-349,566
115113	Cudbiga, Dunta Dharka & Maryaha				867,122	-867,122
115114	Dharka Duuga ah				306,784	-306,784
115115	Caleenta Shaaha				47,130	-47,130
115116	Qudaarta & Qudaar Miroodka				698,314	-698,314
115117	Qalabka Cinjirka ama Caagga				41,600	-41,600
115118	Lugaha Goomaha Gaadiidka				101,625	-101,625
115119	Digaaga & Ukuntta				66,613	-66,613
115120	Qalabka Dhismaha				1,051,433	-1,051,433
115121	Qalabka Ellektaroonikadda				1,308,202	-1,308,202
115122	Nuuc Cuntadda Sida Bariid, Baasto IWM				2,078,691	-2,078,691
115123	Alaabta Guryaha				817,192	-817,192
115124	Waxyaabaha la isku qurxiyo				109,263	-109,263
115125	Kuwa Kale				4,199,585	-4,199,585
115126	Dahab					
115127	Kabaha Nuucwalba					
115128	Cabitaan					
1156	Other taxes on int. trade and transactions	16,000,000	-3,000,000	13,000,000	3,466,606	9,533,394
115601	Canshuurta soodejinta ee Khaadka	16,000,000	-3,000,000	13,000,000	3,466,606	9,533,394
1161	Canshuurta Moorka	5,700,000	1,100,000	6,800,000	2,052,651	4,747,349
116101	Moorka Qaansheegadka & Qandaraasyadda - Notaayo	2,600,000	-100,000	2,500,000	654,810	1,845,190
116102	Canshuurta Socodka Baabuurta	1,600,000	200,000	1,800,000	477,925	1,322,075
116103	Canshuuraha Moorka ee Kale	1,500,000	1,000,000	2,500,000	919,916	1,580,084
116108	Stamp duties of other invoices					
116109	canshuurta moorka ee furdooyinka					
1311	Deeq - Laba-geesood	61,072,000	-17,615,741	43,456,259	12,500,000	30,956,259
131101	Current (Turkey)	20,000,000		20,000,000	7,500,000	12,500,000
131102	Current (Saudi Arabia)	30,412,000	-10,412,000	20,000,000	5,000,000	15,000,000
131103	Current (Qatar)	10,000,000	-6,543,741	3,456,259		3,456,259
131104	Current (UAE)	660,000	-660,000			
131105	Current (Norway)					
1312	Capital					
131204	UAE					
1321	Deeq - Dhinacya badan	57,530,886	23,575,013	81,105,899	13,020,556	68,085,343
132101	Bangiga Adduunka - Sanduuqa Trusr oo badan	2,213,753	5,220,515	7,434,268	353,225	7,081,043
132102	Baanka Adduunka - Mashruuca Ka-qaadista Awoodda	7,638,433		7,638,433	900,406	6,738,027
132103	Baanka Adduunka - Maareynta Maaliyadda Guud	3,975,000	-52,032	3,922,968	435,237	3,487,731
132104	Bangiga Adduunka - Taageerada Qaybta ICT	2,127,974	1,872,026	4,000,000	262,237	3,737,763
132105	Bangiga Adduunka - SCORE	1,815,053	816,250	2,631,303	519,285	2,112,018
132106	Baanka Adduunka - RCRF - Mushaharka	28,230,000	2,004,808	30,234,808	5,550,166	24,684,642
132107	Baanka Adduunka - SOPTAP (Shidaalka)		127,000	127,000		127,000

132108	Bangiga Horumarinta Afrika - Hawlaha Dhaqaalaha iyo Maaliyadeed	2,020,000	-1,000,000	1,020,000		1,020,000
132109	Qaramada Midoobay - Sanduuqa Dhismaha Nabadda					
132110	United Nations - Mashruuca Qorshaynta Maalgalinta Magaalada	3,097,425		3,097,425		3,097,425
132111	Qaramada Midoobay - Mashruuca Dhaqancelinta Degmada	939,600	760,094	1,699,694		1,699,694
132113	Midowga Yurub - Taageridda Miisaaniyadda	4,008,000	15,292,000	19,300,000		19,300,000
132118	Mashruuca Surge Support				5,000,000	-5,000,000
132402	Hadhagii Xisaabaadka Mashaariicda	1,465,648	-1,465,648			
1332	Capital (Multi-lateral)					
133201	Capital (World Bank)					
1421	Administrative fees and charges	28,847,305	15,802,695	44,650,000	10,560,502	34,089,498
142201	Khidmadda Maamulka	147,305	10,552,695	10,700,000	602,775	10,097,225
142202	Khidmadda Dal-kugalka	4,880,000	4,620,000	9,500,000	2,558,140	6,941,861
142203	Khidmadda Baasaboorka	900,000	-900,000			
142204	Ruqsadda Ganacsiga iyo Warshadaha	460,000	190,000	650,000	184,339	465,661
142205	Oggolaanshaha shaqada - Ajaanibta	460,000	340,000	800,000	198,397	601,603
142206	Khidmadda Dekadda - Albayrak	22,000,000	1,000,000	23,000,000	7,016,852	15,983,148
1425	Khidmadda Dekadaha					
142502	khidmadda dekedda					
1427	Iibka Adeeg & Alaabta Dowladda					
142701	Iibka Adeeg & Alaabta Dowladda					
	Grand Total	274,630,191	22,441,967	297,072,158	69,870,797	227,201,361

Detailed Expenditure Report



Federal Government of Somalia

Expenditures Report as of September, 2018

	Description	Budget / Estimate	For the Month of September, 2018	YTD Actuals	Variance
21	Compensation of employees	146,557,282	11,818,509	96,028,727	66%
2111	Mushaaraka Shaqaalaha Joogtada ah	41,265,132	3,337,069	29,287,497	71%
2112	Gunno	96,975,704	8,013,973	63,288,427	65%
2121	Qoondaha Dhabta ah ee Bulshada	352,680		306,060	87%
2131	Kharashaadka kale ee Shaqaalaha	7,780,603	467,467	3,146,744	40%
2151	Arrears on Salaries and Allowances	183,163			0%
22	Use of goods and services	98,223,549	6,805,771	54,435,517	55%
2211	Hawlaha Guud	6,031,760	224,739	3,336,385	55%
2212	Kiro	1,571,522	117,442	1,004,363	64%
2213	Shidaal & Saliid	6,100,078	289,533	3,057,607	50%
2214	Dayactir & Hagaajin	1,831,299	68,778	841,743	46%
2215	Alaabta Xafiiska iyo Agabyada kale	3,937,427	271,063	1,754,796	45%
2216	Kharashaadka Socdaalka	6,335,362	334,140	2,897,728	46%
2221	Kharashaadka Waxbarashada	1,273,022		631,674	50%
2222	Kharashaadka Tababarada	3,494,985	18,045	576,454	16%
2231	Adeegga Latalinta iyo Xirfadaha	11,784,126	1,174,733	5,583,235	47%
2232	Adeegga Hanti-dhwrka	559,500		93,319	17%
2241	Khidmadda Bangiga	5,065,124	532,272	3,355,025	66%
2243	Lacagaha Caymiska	13,000		5,320	41%
2251	Caafimaadka & Fayadhowrka	1,379,000	67,917	734,646	53%
2253	Adeegga, Alaabta iyo Qalabka Militariga	2,232,000	186,000	1,188,000	53%
2255	Alaabaha & Adeegga kale ee Gaarka ah	1,646,590	76,633	787,410	48%
2256	Adeegga Howlgaladda Gaarka ah	4,970,133	20,000	2,829,134	57%
2261	Kharashaadka kale	39,998,620	3,424,477	25,758,679	64%
2271	Arrears - Use of Goods & Services				
23	Consumption of fixed capital	15,292,119	1,078,046	5,165,736	34%
2312	Machinery, furniture and equipment				
2313	Information and Communication Technology (ICT)	506,284	280,176	280,176	55%
2314	Raasumaalka	14,785,834	797,870	4,885,559	33%
26	Grants	32,662,338	1,711,995	19,688,671	60%
2621	Current	672,500		570,599	85%
2631	Subventions to MDAs (Current)	191,000	25,000	113,000	59%
2640	Deeqaha Maamulka Goboladda				
2661	Maamulka Soomaaliland	542			0%
2662	Maamulka Puntland	5,061,350	244,809	1,345,875	27%
2663	Maamul Goboleedka Jubba land	2,483,278	48,930	1,525,529	61%
2664	Maamul Goboleedka Koofur Galbeed	3,628,927	183,527	2,094,600	58%

2665	Maamul Goboleedka Galmudug	2,578,767	72,090	1,701,464	66%
2666	Maamulka Gobolka Banaadir	14,855,974	1,137,639	10,667,602	72%
2667	Maamul Goboleedka Hirsabelle	3,190,000		1,670,000	52%
28	Other expenses	4,336,871	1,131,003	3,663,870	84%
2821	Contingency Items - Operating & Capital Expenses	4,336,871	1,131,003	3,663,870	84%
31	Assets		198,600	200,000	#NUM!
3151	Advances		198,600	200,000	
Grand Total		297,072,158	22,743,925	179,182,520	60%



Federal Government of Somalia

Expenditures Report as of September, 2018

Description	Budget / Estimate	For the Month of September, 2018	YTD Actuals	Variance
1 Administration & General	151,037,079	11,109,487	86,707,387	57%
10101 Office of the Presidency	4,927,085	272,554	3,225,715	65%
10201 Office of the Parliament	5,144,653	392,123	3,180,114	62%
10202 Members of Parliament (Allowance)	14,449,312	1,199,200	9,526,400	66%
10203 Members of Parliament (Allowance) Senate	3,983,520	256,100	2,349,300	59%
10301 Office of the Prime Minister	5,275,149	321,897	3,357,501	64%
10302 Environmental Directorate	533,228	32,991	341,516	64%
10401 Ministry of Foreign Affairs	2,781,091	495,138	1,969,985	71%
10402 Embassies	4,752,325	252,180	1,729,500	36%
10501 Ministry of Finance	8,651,621	-469,608	4,746,369	55%
10502 Accountant General	1,718,410	112,425	1,158,272	67%
10503 General Activities for the Government	37,454,296	4,382,009	25,132,157	67%
10504 Directorate of Financial Reporting Center	660,000	36,371	377,955	57%
10601 Ministry of Planning	1,650,109	103,343	1,014,026	61%
10602 The National Wages Agency				
10701 Ministry of Interior and Federal Affairs	7,995,472	218,906	5,396,558	67%
10702 Somali Refugee and IDPs Commission	508,559	36,647	340,181	67%
10801 Ministry of Religious Affairs	875,242	64,065	563,895	64%
10901 Ministry of Justice and Endowment	677,765	41,674	385,557	57%
10902 Custodian Corps	5,827,120	481,429	3,901,369	67%
11001 Supreme Court	941,724	44,417	507,248	54%
11002 Banadir Court	1,412,732	108,736	1,004,744	71%
11003 Appeal Court	272,399	15,342	162,878	60%
11005 Judiciary Service Committee	188,792	3,776	95,804	51%
11101 Attorney General	1,081,239	88,354	721,280	67%
11201 Solicitor General	532,419	29,322	323,514	61%
11301 Auditor General	1,732,104	141,042	1,081,793	62%
11401 Ministry of Humanitarian Affairs and Disaster Management	741,575	30,455	240,080	32%
11402 Somali Disaster Management Agency	279,608	15,752	170,428	61%
11501 Ministry of Constitution	2,472,631	322,051	1,300,897	53%
11601 Boundaries and Federation Commission	644,928	43,744	390,297	61%
11602 National Reconciliation Commission	501,132	36,261	316,648	63%
11603 National Independent Electoral Commission	2,500,000	118,950	1,001,896	40%
11604 Human Rights Commission				
11605 Indep. Constitution Review and Imp. Commission	691,226	49,818	438,005	63%

11606	National Civil Service Commission	1,303,598	102,405	769,419	59%
11607	The Independent Commission for Combating Corruption				
70201	Capacity Injection Project	7,638,433	457,987	2,498,016	33%
70202	Special Financing Facility (SFF)	6,934,268	304,872	2,169,607	31%
70203	Public Finance Management (PFM)	2,962,968	478,976	1,491,349	50%
70204	Economic and Financial Governance (EFGP)	1,020,000		7,292	1%
70205	Recurrent Costs & Reform Financing Project (RCRF)	1,891,925	266,853	1,034,627	55%
70206	Somali Core Economic Institutions and Opp. Prg (SCORE)	2,631,303	185,357	1,458,885	55%
70207	Support to Stabilization (S2S) Project	1,699,694	25,000	656,472	39%
70208	Somali Urban Investment Planning Project	3,097,425	10,574	169,840	5%
2	Security Services	106,234,410	8,953,110	70,348,788	66%
20101	Ministry of Defence	1,132,015	73,555	727,667	64%
20102	Armed Forces	62,836,436	5,657,756	41,815,356	67%
20103	Military Court	1,456,000	127,617	970,533	67%
20104	Disabled and Orphans Organization	115,000	5,000	52,166	45%
20201	Ministry of National Security	1,830,109	67,613	1,222,407	67%
20202	Police Force	22,292,250	1,957,226	14,829,245	67%
20203	National Security Force	12,505,680	725,433	8,020,134	64%
20204	Immigration Department	4,066,920	338,910	2,711,280	67%
3	Economic Services	25,254,469	1,756,592	15,077,629	60%
30101	Ministry of Water and Energy	1,272,392	91,476	766,029	60%
30201	Ministry of Mineral	930,672	63,678	638,029	69%
30301	Ministry of Agriculture	1,334,523	88,460	805,030	60%
30401	Ministry of Livestock and Forestry	1,033,957	74,404	644,481	62%
30501	Ministry of Fishery and Marine Resource	1,222,218	79,293	705,821	58%
30502	Somali Marine Research	491,169	31,847	318,631	65%
30503	Offshore and Fisheries Development Project	112,616	4,248	48,596	43%
30601	Ministry of Information	4,110,086	273,784	2,759,294	67%
30701	Ministry of Post and Telecommunication	1,564,390	104,234	1,023,237	65%
30702	National Communication Agency	1,088,000	119,100	368,704	34%
30801	Ministry of Public Work & Reconstruction	1,135,537	78,042	746,403	66%
30901	Ministry of Transport and Aviation	1,884,277	109,035	1,148,717	61%
30902	Civil Aviation and Meteo-Authority	726,636	51,173	464,437	64%
31001	Ministry of Transport and Ports	1,216,078	85,644	833,300	69%
31002	Hamar Port	1,016,500	152,000	570,959	56%
31101	Ministry of Industry & Commerce	2,115,418	153,339	1,317,754	62%
70210	ICT Sector Support	4,000,000	196,835	1,918,207	48%

4	Social Services	14,419,200	924,735	7,048,716	49%
40101	Ministry of Health	1,400,196	98,918	862,254	62%
40201	Ministry of Education and Higher Education	5,714,106	340,979	2,076,940	36%
40202	Somali National University	2,941,861	233,642	1,479,592	50%
40203	Somali Academy of Sciences and Arts	939,341	31,743	392,592	42%
40204	Intergovernmental Ackademy of Somali Language	424,260	13,700	234,100	55%
40301	Ministry of Labor and Social Affairs	1,371,610	93,719	916,053	67%
40401	Ministry of Youth and Sport	646,603	43,727	449,136	69%
40501	Ministry of Women and Human Rights Dev.	981,223	68,307	638,049	65%
Grand Total		296,945,158	22,743,925	179,182,520	60%



Federal Government of Somalia
Ministry of Finance
Payment Analysis Report
For the Period 2018-07 to 2018-09

Cost Centre	Ministry / Dept. / Agency			Supplier			Employee / Consultant			Advances			Total	
	Total Payments	%	No. of Payments	Total Payments	%	No. of Payments	Total Payments	%	No. of Payments	Total Payments	%	No. of Payments	Total Payments	No. of Payments
Office of the Presidency	417,801.07	68%	5	192,514.69	32%	6	0.00	0%	0	0.00	0%	0	610,315.76	11
Office of the Parliament	230,412.40	44%	7	291,164.90	56%	13	0.00	0%	0	0.00	0%	0	521,577.30	20
Members of Parliament (Allowance)	113,684.00	58%	4	81,868.00	42%	2	0.00	0%	0	0.00	0%	0	195,552.00	6
Members of Parliament (Allowance) Senate	73,937.48	100%	1	0.00	0%	0	0.00	0%	0	0.00	0%	0	73,937.48	1
Office of the Prime Minister	200,000.00	31%	4	445,284.36	69%	30	0.00	0%	0	0.00	0%	0	645,284.36	34
Environmental Directorate	18,880.00	76%	4	5,820.00	24%	6	0.00	0%	0	0.00	0%	0	24,700.00	10
Ministry of Foreign Affairs	41,908.58	9%	3	87,372.48	19%	9	324,403.00	72%	1	0.00	0%	0	453,684.06	13
Embassies	171,793.70	100%	33	0.00	0%	0	0.00	0%	0	0.00	0%	0	171,793.70	33
Ministry of Finance	201,186.20	42%	17	259,483.22	54%	18	17,460.00	4%	1	0.00	0%	0	478,129.43	36
Accountant General	8,740.00	10%	2	74,859.75	90%	7	0.00	0%	0	0.00	0%	0	83,599.75	9
General Activities for the Government	6,614,875.47	94%	39	417,165.63	6%	14	0.00	0%	0	0.00	0%	0	7,032,041.09	53
Directorate of Financial Reporting Center	0.00	0%	0	33,950.00	100%	2	0.00	0%	0	0.00	0%	0	33,950.00	2
Ministry of Planning	1,940.00	21%	1	7,436.02	79%	4	0.00	0%	0	0.00	0%	0	9,376.02	5
Ministry of Interior and Federal Affairs	1,063,880.00	96%	10	41,728.43	4%	17	0.00	0%	0	0.00	0%	0	1,105,608.43	27
Somali Refugee and IDPs Commission	3,880.00	40%	2	5,810.30	60%	6	0.00	0%	0	0.00	0%	0	9,690.30	8
Ministry of Religious Affairs	1,896.83	24%	1	5,854.43	76%	4	0.00	0%	0	0.00	0%	0	7,751.26	5
Ministry of Justice and Endowment	2,910.00	28%	1	7,382.96	72%	5	0.00	0%	0	0.00	0%	0	10,292.96	6
Custodian Corps	62,751.00	8%	3	747,988.76	92%	6	0.00	0%	0	0.00	0%	0	810,739.76	9
Banadir Court	0.00	0%	0	7,760.00	100%	1	0.00	0%	0	0.00	0%	0	7,760.00	1
Appeal Court	0.00	0%	0	6,305.00	100%	1	0.00	0%	0	0.00	0%	0	6,305.00	1
Judiciary Service Committee	0.00	0%	0	6,305.00	100%	2	0.00	0%	0	0.00	0%	0	6,305.00	2
Attorney General	5,499.00	7%	3	70,302.69	93%	9	0.00	0%	0	0.00	0%	0	75,801.69	12
Solicitor General	6,880.00	20%	3	27,092.10	80%	6	0.00	0%	0	0.00	0%	0	33,972.10	9
Auditor General	137,168.40	73%	7	50,440.00	27%	9	0.00	0%	0	0.00	0%	0	187,608.40	16
Ministry of Humanitarian Affairs and Disaster Management	1,333.75	9%	1	14,186.25	91%	5	0.00	0%	0	0.00	0%	0	15,520.00	6
Somali Disaster Management Agency	2,425.00	19%	1	10,185.00	81%	4	0.00	0%	0	0.00	0%	0	12,610.00	5
Ministry of Constitution	452,020.00	97%	8	12,548.90	3%	8	0.00	0%	0	0.00	0%	0	464,568.90	16
Boundaries and Federation Commission	647.00	17%	1	3,234.00	83%	2	0.00	0%	0	0.00	0%	0	3,881.00	3
National Reconciliation Commission	6,192.00	59%	3	4,364.40	41%	5	0.00	0%	0	0.00	0%	0	10,556.40	8
National Independent Electoral Commission	160,000.00	85%	3	27,370.49	15%	3	0.00	0%	0	0.00	0%	0	187,370.49	6
Indep. Constitution Review and Imp. Commission	4,850.00	38%	2	7,754.18	62%	6	0.00	0%	0	0.00	0%	0	12,604.18	8
National Civil Service Commission	4,365.00	35%	2	8,076.22	65%	6	0.00	0%	0	0.00	0%	0	12,441.22	8

Ministry of Defence	25,000.00	48%	4	27,003.62	52%	3	0.00	0%	0	0.00	0%	0	52,003.62	7
Armed Forces	844,000.00	12%	3	5,978,229.90	88%	11	0.00	0%	0	0.00	0%	0	6,822,229.90	14
Military Court	132,882.49	100%	4	0.00	0%	0	0.00	0%	0	0.00	0%	0	132,882.49	4
Disabled and Orphans Organization	1,778.32	25%	2	5,334.78	75%	6	0.00	0%	0	0.00	0%	0	7,113.10	8
Ministry of National Security	167,112.04	87%	6	24,004.59	13%	12	0.00	0%	0	0.00	0%	0	191,116.63	18
Police Force	860,748.00	52%	7	788,929.97	48%	7	0.00	0%	0	0.00	0%	0	1,649,677.97	14
National Security Force	633,333.54	44%	2	804,300.00	56%	3	0.00	0%	0	0.00	0%	0	1,437,633.54	5
Immigration Department	119,900.00	34%	1	233,596.00	66%	4	0.00	0%	0	0.00	0%	0	353,496.00	5
Ministry of Water and Energy	3,880.00	31%	2	8,702.84	69%	8	0.00	0%	0	0.00	0%	0	12,582.84	10
Ministry of Mineral	1,778.01	12%	1	12,877.14	88%	11	0.00	0%	0	0.00	0%	0	14,655.15	12
Ministry of Agriculture	5,250.80	36%	2	9,402.21	64%	8	0.00	0%	0	0.00	0%	0	14,653.01	10
Ministry of Livestock and Forestry	3,880.00	12%	2	28,021.55	88%	12	0.00	0%	0	0.00	0%	0	31,901.55	14
Ministry of Fishery and Marine Resource	1,940.00	31%	1	4,365.00	69%	4	0.00	0%	0	0.00	0%	0	6,305.00	5
Somali Marine Research	3,556.02	17%	2	16,961.42	83%	8	0.00	0%	0	0.00	0%	0	20,517.44	10
Offshore and Fisheries Development Project	888.52	25%	1	2,654.89	75%	3	0.00	0%	0	0.00	0%	0	3,543.41	4
Ministry of Information	168,998.50	55%	4	135,834.15	45%	15	0.00	0%	0	0.00	0%	0	304,832.65	19
Ministry of Post and Telecommunication	21,188.00	23%	5	69,034.42	77%	16	0.00	0%	0	0.00	0%	0	90,222.42	21
National Communication Agency	90,000.00	73%	2	33,949.03	27%	2	0.00	0%	0	0.00	0%	0	123,949.03	4
Ministry of Public Work & Reconstruction	5,820.00	31%	3	13,080.45	69%	12	0.00	0%	0	0.00	0%	0	18,900.45	15
Ministry of Transport and Aviation	5,800.00	6%	2	86,577.16	94%	10	0.00	0%	0	0.00	0%	0	92,377.16	12
Civil Aviation and Meteo-Authority	5,820.00	60%	3	3,880.00	40%	1	0.00	0%	0	0.00	0%	0	9,700.00	4
Ministry of Transport and Ports	1,940.00	4%	1	43,093.22	96%	5	0.00	0%	0	0.00	0%	0	45,033.22	6
Hamar Port	2,667.50	12%	1	20,006.50	88%	5	0.00	0%	0	0.00	0%	0	22,674.00	6
Ministry of Industry & Commerce	14,931.33	51%	4	14,329.81	49%	9	0.00	0%	0	0.00	0%	0	29,261.14	13
Ministry of Health	5,383.50	29%	3	13,481.14	71%	12	0.00	0%	0	0.00	0%	0	18,864.64	15
Ministry of Education and Higher Education	293,267.86	71%	4	119,161.59	29%	11	0.00	0%	0	0.00	0%	0	412,429.45	15
Somali National University	0.00	0%	0	6,305.00	100%	1	0.00	0%	0	0.00	0%	0	6,305.00	1
Somali Academy of Sciences and Arts	24,249.03	100%	3	0.00	0%	0	0.00	0%	0	0.00	0%	0	24,249.03	3
Intergovernmental Academy of Somali Language	10,670.00	11%	1	88,755.00	89%	1	0.00	0%	0	0.00	0%	0	99,425.00	2
Ministry of Labor and Social Affairs	590.43	4%	2	12,660.44	96%	11	0.00	0%	0	0.00	0%	0	13,250.87	13
Ministry of Youth and Sport	3,880.00	31%	2	8,688.29	69%	8	0.00	0%	0	0.00	0%	0	12,568.29	10
Ministry of Women and Human Rights Dev.	1,940.00	27%	1	5,312.30	73%	4	0.00	0%	0	0.00	0%	0	7,252.30	5
Capacity Injection Project	0.00	0%	0	233,351.92	49%	10	241,409.52	51%	12	1,000.00	0%	1	475,761.44	23
Special Financing Facility (SFF)	0.00	0%	0	301,576.60	75%	11	103,023.66	25%	30	0.00	0%	0	404,600.26	41
Public Finance Management (PFM)	0.00	0%	0	25,217.11	42%	12	32,176.96	53%	6	3,000.00	5%	1	60,394.07	19
Recurrent Costs & Reform Financing Project (RCRF)	0.00	0%	0	27,127.76	35%	14	48,420.00	62%	10	3,000.00	4%	1	78,547.76	25
Somali Core Economic Institutions and Opp. Prg (SCORE)	0.00	0%	0	20,417.73	10%	9	182,167.33	90%	17	0.00	0%	0	202,585.06	26
Support to Stabilization (S2S) Project	0.00	0%	0	115,615.70	73%	36	41,796.00	27%	35	0.00	0%	0	157,411.70	71
Somali Urban Investment Planning Project	0.00	0%	0	3,517.82	24%	5	9,110.00	62%	3	2,000.00	14%	2	14,627.82	10
ICT Sector Support	0.00	0%	0	500,854.61	88%	26	68,995.72	12%	29	0.00	0%	0	569,850.33	55
Grand Total:	13,474,930.77	49.2%	252	12,807,819.81	46.8%	562	1,068,962.19	3.9%	144	9,000.00	0.0%	5	27,360,712.78	963